

Are your pets facing  
challenging situations?

**NEW BABY**



**Zylkene®**  
All they need is love & Zylkene



Bringing home a new baby is an exciting time, but the change can cause your pet to be uneasy. Unfamiliar noises and smells plus a change in routine can all cause upset for your cat or dog.

## Preparing to bring a baby home

Before the baby arrives, make sure your pet's environment is optimised:

- o Check cats have adequate resources and ensure that any adjustments to the home to accommodate the baby haven't moved those resources.
- o Ensure dogs have access to a den they associate as a positive place.



**Give them Zylkene in advance of the change to help them cope. This may be necessary further in advance than you might think. If you start to make changes in preparation for bringing the baby home, this change in routine could start causing your pet to be uneasy before the baby arrives. Sooner rather than later is best.**



## When the baby arrives home

- Try to involve your pet with all the new baby routines. For example when feeding the baby or changing their nappy, ensure the pet is a safe distance from the baby where it is impossible for the pet to reach the child; then offer the pet a treat before feeding or changing the baby. This associates the baby with a positive experience.
- When visitors come to see the new baby, ask them to acknowledge and fuss your pet before the baby. Again the baby is associated with a positive experience.
- Ensure your pet has plenty of toys as a distraction so they're not tempted to chew on your baby's toys instead. Keep the baby toys out of sight and reach of your pet.

If the techniques don't seem to be working or you're worried the problem is serious, you don't have to solve the problem alone. Do seek professional advice from your vet or qualified behaviourist.



**IMPORTANT** – make sure your pet is not able to reach the baby at any point and **NEVER** leave a baby unattended with a pet. Even an animal you know well can behave unpredictably.

## Cat resources

Ensure cats have adequate resources. The rule with cats is  $N+1$  where  $N$  is the number of cats in the house. If you have 2 cats, you need 3 sets of resources, if you have 3 cats you need 4 sets, etc.

### Checklist for happy cats



#### Litter trays

Ensure these are somewhere quiet, private and preferably not right next to a glass door where others can see in.



#### Food

Cats prefer not to eat together, ensure food bowls are in different places around the house.



#### Water

Cats prefer their water bowls to be away from their food, don't place them next to each other.



#### Sleeping areas

Cats prefer to be up high so provide each cat with a separate sleeping place where they can survey their territory and watch the world go by.



#### Scratching posts

Scratching is important to help cats stretch, condition claws and communicate territory boundaries. Scratching posts should therefore always be by entry or exit points. Each post should be taller than the cat stretched out and have vertical patterns like the bark on a tree. Cats prefer these to posts with spiral patterns.



#### Toys

It's important all the cats have plenty of toys to mimic their natural hunting behaviours. Cats like their prey to move, join in with your cat to encourage them to play. This keeps your cat active and helps promote appropriate hunting behaviour.



#### Give them Zylkene

The main ingredient in Zylkene can help your cat cope with upcoming changes in their life.



# The doggy den



It's important dogs have a 'den' or safe place they associate as positive. This gives them somewhere to hide when changes are making them uneasy.

**Below is our checklist to create the perfect doggy den:**



## Size

Ensure the den is large enough for your dog to comfortably stand up, lie down, stretch out and turn around. A dog crate is ideal for this purpose.



## Location

Provide the den in a room your pet usually likes to hide and where they feel comfortable.



## Smells

Line the crate with used blankets, towels or old clothes to make it smell familiar.



## Treats and toys

Provide treats and toys in the den to ensure your pet associates it as a positive place. A hollow chew toy stuffed with kibble will keep them busy for hours.



## Free access

Allow your pet to access the den freely at all times. This way they have chosen to go there and are not forced.

# Are your pets facing challenging situations?



## NEW BABY

### What is Zylkene?




Zylkene contains a natural product, derived from casein, a protein in milk. It is a molecule well known to promote the relaxation of new-borns after breastfeeding. Zylkene has become a valuable support worldwide for veterinary surgeons, behaviourists, nurses and pet owners in helping pets cope when facing unusual and unpredictable situations.

### When to use Zylkene



zylk new baby info 03/2018

### How to give Zylkene

 <b>Cats &amp; Small Dogs</b> 75 mg	Up to 5kg	1 capsule a day
	5 - 10kg	2 capsules a day
 <b>Medium Dogs</b> 225 mg	10 - 15kg	1 capsule a day
	15 - 30kg	2 capsules a day
 <b>Large Dogs</b> 450 mg	15 - 30kg	1 capsule a day
	30 - 60kg	2 capsules a day



For more information visit  
[www.vetoquinol.com.au](http://www.vetoquinol.com.au)

Zylkene is a complementary feed for cats and dogs. This is one of a series of owner education leaflets sponsored by Vetoquinol, manufacturers of Zylkene.

Further information is available on request from:

Vetoquinol Australia Pty Ltd  
Unit 302.2, 6-12 Boronia Road, Brisbane Airport  
4008 QLD

Phone: 1800 032 355 | Email: [sales.australia@vetoquinol.com](mailto:sales.australia@vetoquinol.com)

